

QUANTITY	CONTENTS	CODE
30 g	*Nitrite Reagent #1 Powder	*7102-G
60 mL	Nitrite Reagent #2	7103DR-H
1	Spoon, 0.5 g, plastic	0698
1	Test Tube, 5-10-12.9-15-20-25 mL, glass, w/cap	0608
1	Direct Reading Titrator, 0-1000 Range	0384

\* Reagent is a potential health hazard. **READ SDS:** [lamotte.com](http://lamotte.com)  
**Emergency information:**  
Chem-Tel USA 1-800-255-3924  
Int'l, call collect, 813-248-0585



To order individual reagents or test kit components, use the specified code number.


Warning! This set contains chemicals that may be harmful if misused. Read cautions on individual containers carefully.  
Not to be used by children except under adult supervision.

Read the LaMotte Direct Reading Titrator Manual before proceeding. The Titrator is calibrated in parts per million (ppm) nitrite as Sodium Nitrite [NaNO<sub>2</sub>]. Each minor division on the Titrator scale equals 20 ppm.

PROCEDURE

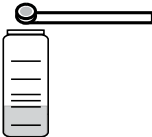
1.

Fill the test tube [0608] to the 10 mL line with the sample water.




2.

Use the 0.5g spoon [0698] to add 0.5g of \*Nitrite Reagent #1 Powder [7102].




3.

Cap and swirl to mix until powder is dissolved.




4.

Fill Direct Reading Titrator [0384] with Nitrite Reagent #2 [7103].




5.

Insert the Titrator into the center hole of the test tube cap.



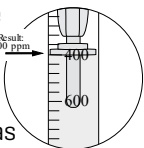
6.

While gently swirling the tube, slowly press the plunger to titrate until a PINK color develops and remains for 30 seconds.



7.

Read the test result where the large ring on the Titrator meets the Titrator barrel. Record as ppm Sodium Nitrite [NaNO<sub>2</sub>].



8.

If the plunger tip reaches the bottom line on the scale [1000 ppm] before the endpoint color change occurs, refill the Titrator and continue the titration.

When recording the test result, be sure to include the value of the original amount of reagent dispensed [1000 ppm].